



# BRAZOS VALLEY AMATEUR RADIO CLUB



AMATEUR RADIO FOR SOUTHWEST HOUSTON AND FORT BEND COUNTY

FEBRUARY 2008

VOLUME 32 ISSUE 2

## BVARC FEBRUARY GENERAL MEMBERSHIP MEETING

Thursday, February 14, 2008

**NOTE: MEETING LOCATION CHANGE – This time only**

Michael Kalenberg, Ft. Bend Emergency Management, will give a presentation on CERT (Civil Emergency Response Training).

You will also be given a short update on the second largest Hamfest in Texas, the BVARC GREATER HOUSTON HAMFEST.

The Meeting will be at One Sugar Creek Place, 14141 Southwest Freeway (used to be the Unocal Building). It is the building on the inbound side of 59 with all of the lakes and fountains. Take the Williams Trace exit inbound or outbound and take the inbound access road. In spite of the signage directing visitors to the park on the surface lot across the street, please park in the garage and enter the building on the 1st floor through the lobby doors. The auditorium (meeting room) is just to the left as you enter the lobby.

We look forward to seeing you at the meeting

## ANNUAL BANQUET – A FULL HOUSE

As usual, a good time was had by all. Why not, it involves food? The banquet room was full. Robert Polinski, KD5YVQ, received the highest BVARC award, the Order of the Key, Bill Stone, WS5H, the Loop and Zepp Award and Jeff Fussell, KD5VGE, the Dr. Bill award. Permanent badges were given to the life members along with certificates (others to be mailed). The outgoing president, Mike Hardwick, N5VCX, handed the baton to Frosty, K5LBU, our new President.



Robert, KD5YVQ, receiving the Order of the Key



Just some of those at the banquet

## President's Message

I would like to thank everyone who came to the banquet. What a great group of folks! That was for the non hams that were there. We all know what a great group of folks we Hams are.

The clock is running very fast and the Hamfest will be upon us in a very short time. There is still a great need for members to step up and offer to help in any way they can. Just make your voice be heard on one of the nets or at the meeting this month.

I hope that someone has sent John, K5IZO, a write-up of what you have been doing. For example, Bill how about something on 10-10? Has anyone been working any of the contests? Allen, even being way up north, how about something on DX and band conditions when you have time?

There is a club category for almost all contests so if you do get on and send in a log, how about putting BVARC as the club.

Will someone step up and do a column on contests that are coming up? Has anyone been in contact with John about doing a column for the newsletter?

If you have any ideas on meeting topics or a speaker for a meeting, give our great hard working VP, Rick, a call. I am sure he would like to have some ideas presented to him.

Field day is also fast approaching. If my memory serves me right, Mike has volunteered to head up that program. Be thinking what band and mode you would like to operate and let him know.

Well so much for now. See you on the nets and at breakfast Saturday morning.

73  
Frosty  
K5LBU/C91CF/A25CF, etc

---

### Houston Amateur Radio Supply

181 Cypresswood Drive

Houston, Texas 77388-6038

800-471-7373 281-355-7373 281-355-8007/FAX

Monday to Friday 9:00 AM to 5:30 PM

Saturday 9:00 AM to 3 PM

Repair most brands of radios, amps, and other gear  
Factory Authorized Repair center for ICOM and Yaesu  
Trade-Ins welcome, Consignment Service  
30 Day Warranty on used equipment

<http://texasparadise.com/hars/> George DiLetto KD0RW

---

## NEWSLETTER SURVEY UPDATE

An internet input form to reach those that were not around to fill out the hard copy surveys is currently being prepared. The paper surveys that have already been submitted, are on hand and will be included in the data analysis. We hope to have this survey on-line shortly after the hamfest.

---

### Advanced Notice -- Antenna Mini-Seminar -- April General Meeting

You have heard of, and possibly seen, 'The 3 Tenors'...but you haven't seen "The 5 'Tennas'". Plan ahead to attend the BVARC April meeting and see 5 Hams talk about 5 HF antennas in a mini-seminar format. Listen to informative presentations about the Loaded 80 Meter Dipole, the Moxon Rectangle, the W8JK Array, the Full Wave Loop and the 4 Element Stepper IR.

Very practical ! Very informative ! Very worth your time to attend !

Technician to Extra, low cost to big bucks, one man to a whole antenna party...."The 5 'Tennas'" covers it all.

**RESULTS OF THE January 8th  
BVARC AMATEUR EXAMINATION SESSION  
by: John Moore, KK5NU**

B-VARC sponsored and administered the ARRL's Amateur Radio License Examination session that was held on Tuesday, January 8, 2008 at HCC's Scarcella Technology Campus here in Stafford.

**MEMBERS OF THE VE TEAM:**

Dennis Dietrich, W5DDD  
John Moore, KK5NU

Jeff Fussell, KD5VGE  
George Ontko, KM5VP

Larry Jacobson, K5LJ

Seven examination elements were administered during the evening to seven applicants. Three new Technician class licenses were attained; two upgrades to General class; and an additional grandfathered upgrade to General; with the total number of elements passed being 5. The overall "pass rate" for the evening was 71.4%.

Congratulations to the following who attained a license and/or passed an exam:

Max Barnett	-	N5ODA	General
Daniel F. Fwu	-	KE5RRH	- General
Jerome A. McKown	-	-	Technician
Thomas E. Tankersley	-	KE5RME	- General
John B. Votaw	-	-	Technician
Travis D. Votaw	-	-	Technician

Many thanks to all the Team Members and Assistants who volunteer their valuable time and effort each month.

All of us at B-VARC again thank everyone at HCC Scarcella Technology Center for making these excellent classroom facilities available to us for our exams each month. .... 73 .....

---

**BVARC GREATER HOUSTON HAMFEST  
ABOUT 4 WEEKS AWAY**

March 1, 2008

**The second largest hamfest in Texas.**

Help is needed the day of the event. Please volunteer a couple hours of your time.

Contact John at [k5izo@yahoo.com](mailto:k5izo@yahoo.com) or Mike at [n5vcx@worldnet.att.net](mailto:n5vcx@worldnet.att.net)

Hamfest details at: [www.houstonhamfest.org](http://www.houstonhamfest.org)

---

**THE BVARC Rag Chew Net**

Due to recent illness of the author, as this goes to press, this article is not available.

---

**Monday Night NET Updates**

Don't forget the Monday Night Public Service Net starts at **8 pm**, 145.47 (PL -123.0). The order of check-ins start with mobile units first then fixed stations. If you have something for the net, make sure you let Net Control know about it when you check in. We are looking for Net Control Operators. Contact any officer of BVARC if you are interested. Here are recent check-ins with control-ops:

7/9 - 24 - Bill, ws5h	9/17 - 17 - Sid, n5zkd	11/26 - 16 - Pete, kd5qpx
7/16 - 16 - Sid, n5zkd	9/24 - 25 - Pete, kd5qpx	12/3 - 26 - Cam, k5cam
7/23 - 24 - Pete, kd5qpx	10/1 - 23 - Cam, k5cam	12/10 - 27 - Bill, ws5h
7/30 - 27 - Doug, kc5vyz	10/8 - 25 - Bill, ws5h	12/17 - Marni, ke5msd
8/6 - 26 - Cam, k5cam	10/17 - 28 - Bill, ws5h	12/24 - no net
8/13 - 29 - Bill, ws5h	10/22 - 26 - Pete, kd5qpx	12/31 - 19 - Mike, n5vcx
8/20 - 18 - Mike, n5vcx	10/29 - 23 - Doug, kc5vyz	1/7/08 - 20 - Cam, k5cam
8/27 - 27 - Pete, kd5qpx	11/5 - 23 - Cam, k5cam	1/14/08 - 29 - Bill, ws5h
9/3 - 17 - Cam, k5cam	11/12 - 26 - Bill, wsfh	1/21/08 - 22 - Marni, ke5msd
9/10 - 30 - Bill, ws5h	11/19 - 20 - Sid, n5zkd	

# BVARC Historical Vignettes – Slumgullion

Allen Mattis N5AFV, Club Historian

It has often been stated that BVARC is as much an eating society as it is an amateur radio club. In recent years, the annual club elections held in November have been associated with the chili supper. However, the first time club newsletters mention a major eating event coupled with the elections, chili was not on the menu.

The newsletters of the time do not tell us how the idea of serving food at an election meeting came up or how the decision was made, but in true BVARC fashion, it was not just ordinary food.

From the November 1988 (Vol. 11, Issue 10) B-VARC Bulletin, Irv Smith KB5EXM editor:

SLUMGULLION  
slum•gul•lion

*Pronunciation:* (slum-gul'yun, slum'gul'-), —*n.* **1.** a stew of meat, vegetables, potatoes, etc. **2.** a beverage made weak or thin, as watery tea, coffee, or the like. **3.** the refuse from processing whale carcasses. **4.** a reddish, muddy deposit in mining sluices. [1840-50, Amer.; cf. Scots, Hiberno-E gullion quagmire, cesspool]

Bill, N5MPN, is bringing this dish for the November 10<sup>th</sup> meeting. (Elections!) We hope definition 1 applies rather than the third definition!

Bill Todd-Brown N5MPN loved to cook, and wanted to share his special slumgullion stew with the club. Bill brought a huge pot of slumgullion to the meeting at the Missouri City Fire Station along with the means to heat it. The combining of food with the elections was a great success. This was the only BVARC election meeting where slumgullion was served. The origin of the current election night chili supper is the topic of another BVARC Historical Vignette.

Slumgullion is a rather thick soup or stew with a robust flavor of vegetables, beef, and spices and herbs. In 1992, B-VARC Bulletin, editor Vincent Orlando WA5ETS referred to slumgullion as a “deliciously spicy stew” that was cooked in a “huge caldron”. Very few BVARC members had heard of slumgullion before Bill Todd-Brown introduced us to it, but it was an instant hit.

The next slumgullion event that appears in the club newsletters was on March 8 1990, and was billed as a “Walkaround Show & Tell Slumgullion Dinner”. At the event, club members could show any ham-related equipment, commercial or homebrew, that they thought would be interest to others in the club. Tables were set up for both exhibiting equipment, and eating slumgullion. The meeting was great success. Most of the club members did not understand the long process that goes into cooking slumgullion, but for Bill Todd-Brown and his wife, it was a labor of love. Bill described preparation of slumgullion for the meeting in the next issue of the club newsletter.

From the April 1992 (Vol. 13, Issue 4) B-VARC Bulletin, Roland Torres KB5EQH editor:

## MARCH MEMBERSHIP MEETING

...Peg, my XYL, did all of the shopping for the slumgullion ingredients, spent 12 hours chopping vegetables, trimming fat off the meat and cubing it all. Then on the day of “The Cook” she spent from 7 AM until 3:30 PM as assistant cook. All very willingly, but the day after “The Feed” when the whole kitchen had to be scraped down (I’m a messy cook), the romance went out of our marriage.

For those of you that are interested in numbers, 68 people had slumgullion, most by the bowl and a few by the cup. We served 46.5 quarts of slumgullion, 9 loaves of French bread, 60 cans of soft drinks, 45 cups of coffee, and there was only a portion of one cake left out of 4....

73,  
Bill, N5MPN

Based on the club newsletters and the recollection of club members, I believe that slumgullion was only served at two club meetings. Bill Todd-Brown N5MPN passed away on March 19, 1992, but not before sharing his slumgullion recipe with the club. If you read through the slumgullion recipe, you will understand why it took Bill and his wife such a long time to do “The Cook”.

Does any one in BVARC care to try to make a pot of slumgullion for one of our club meetings?

From the April 1990 (Vol. 13, Issue 3) B-VARC Newsletter, Roland Torres KB5EQH editor:

### Bill Todd-Brown’s Slumgullion

Slumgullion is made in many forms. The vegetables vary with availability and/or price. Many slumgullion cooks use different meats including beef, pork and lamb. The cuts of meats I use vary for specific reasons, in specific proportions. My procedure for cooking slumgullion varies by one step from other slumgullion competition cooks, and that one step is what makes it have a unique flavor. Just a little different. After all, 99% of all slumgullions and stews contain essentially the same ingredients. This is the first time since I developed this particular recipe over 30 years ago, that I have given it out. This is the same slumgullion served at the March B-VARC meeting.

It is not necessary to prepare slumgullion in huge batches. (This recipe will feed 120 normal people or 70 hams.) Simply divide the ingredients by half, by three, by four or whatever amount you wish to make. Be advised that it freezes excellently if placed in an airtight container to prevent freezer burn. We frequently keep several pints for 2 or more years for comparison and quarts to gallons for thaw and warm-up when the “Herd” descends on us.

The utensils you will need are 4 in number and the size will be dependent upon the quantity you elect to make. But for this recipe, to duplicate the unique flavor, there is no short cut – you must use all four. For the B-VARC Feed we used:

36 quart pot (referred to hereafter as “Big Pot.”)  
20 quart pot (referred to hereafter as “Water Pot.”)  
14 inch cast iron skillet (The Skillet)  
10 quart pot (The Barley Pot.)

### Ingredients

26 lbs. of Round Steak cut one half inch thick (Beef)  
8 lbs. of Shoulder Roast (Beef)  
4 lbs. of Hot Roll Sausage (We use Jimmy Dean)  
2 Large green peppers (1 lb.) (Needed more, but not at \$3.00/lb.)  
2 lbs. of Corn (frozen or fresh)  
2 lbs. of Peas (frozen or fresh)  
2 lbs. of Cut Green Beans (frozen or fresh)  
2 – 9 oz. packages of Italian Green Beans (frozen)  
2 lbs. of Frozen Mixed Vegetables  
5 lbs. of Celery (3 very large stalks)  
4 lbs. of strong Yellow Onions  
40 Cloves (medium to large) of Garlic  
2 lbs. of Carrots  
2 lbs. of Barley  
4 lbs. of All Purpose Flour (plus salt, peppers & garlic salt)  
3 – 15 OZ. cans of Contadino Italian Seasoned Tomato Sauce  
4 – 6 oz. cans of Contadino Italian Seasoned Tomato Paste  
2 large cans of Tomatoes (mashed with liquid)  
4 – 2 ½ oz. bottles of Instant Beef Bullion  
4 rounded tsp. of Oraganoe (crushed leaves) or 2 tsp. powdered  
4 flat tsp. Marjoram (The Herb)  
4 flat tsp. of Sweet Basil  
4 flat tsp. of Thyme  
12 large Bay Leaves

### Directions

Dice – fine – the peppers, celery, onions and carrots

Mince – Very Fine – the Garlic

Remove all fat from the round steak and the shoulder roast and save the fat

Cube the trimmed meat to ½ inch cubes (the round steak will stay intact, the shoulder will cook to shreds.) If partially frozen, the meat is much easier to cube.

### Cooking

Put ½ of the chopped onions, ½ of the chopped celery, all of the chopped carrots, all of the chopped peppers and all of the corn, peas, green beans, Italian green beans and frozen mixed vegetables in the Big Pot and add enough water to cover, plus an inch. Use high heat. Then add the tomato sauce, tomato paste and mashed tomatoes. Rinse the cans with a little water and add that, too. Add the 4 bottles of Instant Beef Bullion, the oraganoe, marjoram, sweet basil, thyme and bay leaves to the Big Pot. (Note – you may want to add more or less of the herbs or spices to your taste.) Let all of this come to a rolling boil and then reduce the heat to medium.

Fill the Water Pot ½ full of water and put it on to boil. Now the difference:

Put the skillet on and render down all of the beef fat completely; use high heat and a vent-a-hood fan or take the batteries out of your smoke detector. Save the rendered beef tallow in a heat-proof pitcher or container and eat or feed the “crispies” to the dog.

Take a clean paper bag or large plastic baggie and put in 1 cup of flour, 1 tsp. salt, black pepper (fresh ground) and 1 tsp. of garlic salt. Hold top shut and shake well to mix. Add part of cubed meat, hold top, shake and completely and thoroughly coat the cubed meat in the bag. The cast iron skillet should be smoking hot with enough of the rendered beef tallow to well coat it, plus some more. Add the floured meat to the skillet.

While this batch is browning (very brown; stir occasionally with a wooden spoon to evenly brown), add more flour, salt fresh ground pepper and garlic salt to the bag and completely dredge more cubed meat. After the meat in the skillet has been well browned, remove it and put into the Water Pot (not the Big Pot). Scrape the skillet with a turner or spatula and add the scrapings to the Water Pot. Add more rendered beef tallow to the skillet (keep it lightly smoking) and proceed to brown more dredged meat. Repeat until all cubed meat has been browned and put into the Water Pot. Stir the Water Pot occasionally so it won't stick.

Then take the sausage and break it up and place in skillet until uniformly light gray; don't completely cook; add directly to the Big Pot with a slotted spoon. Discard the sausage drippings.

The Water Pot should still be boiling. Carefully (by now, the Water Pot should be a rich brown gravy), remove all of the meat with a slotted spoon and put it in the Big Pot. Turn the heat as low as possible under Water Pot. Stir occasionally to break up the sticking.

Then add the remaining celery, onions and all of the garlic to the Big Pot.

You have finished with the skillet. Follow the instructions on the barley boxes and cook the barley for 1 hour in the Barley Pot. The Big Pot should still be cooking and since the addition of the meat, will need occasional stirring and the Water Pot with the gravy should still be simmering and require occasional stirring. After the barley is completely cooked, drain it and add the drained barley to the Big Pot. Stir well for 5 or 10 minutes. Then ladle the gravy from the Water Pot into the Big Pot, stirring constantly. By now, you need a drink.

Cook 30 minutes more and then try it. If the shoulder roast has disintegrated and round steak cubes are tender, it's done; if not, continue cooking until it is. Adjust the seasoning to your taste – more spices or herbs, hot sauce, or whatever.

The recipe above had no additives other than listed. The bullion, as well as the seasoned flour, adds salt. By adding part of the celery and onions later, they don't cook to mush. By using the 2 kinds of beef, you have both the shredded (for flavor) and the cubed. The main difference in my slumgullion is the heavy coating, heavy browning and separate partial cooking of the meat in the Water Pot and the addition of the gravy to the Big Pot later, that gives it the distinctive taste.

I hope you try it and enjoy. Please let me know your reactions.

73,  
Bill Todd-Brown, N5MPN

# Gain Antennas --The 80% Solution

by

## Larry Jacobson -- K5LJ

PART 1 appears in the BVARC Newsletter January 2008

.....continuing on.....

### PART 2

Figure 3 shows the directivity of this antenna as modeled by EZNEC+. The gain in free space is about 6.5dbi and the F/B is 14.5db. This is pretty respectable performance for such a compact beam.

Table 1 includes the gain, F/B, source (feed point) impedance, and SWR for this beam across the 20M band. Notice that the highest gain occurs at the bottom of the band while the best F/B occurs at the top. This is a general characteristic of many directive arrays. Tweaking the dimensions of the beam can improve the F/B but only at the cost of reduced forward gain (and vice versa). Also shown in Table 1, are results for the other HF bands above 20M. In this situation, the beam would need to be fed using ladderline and a tuner would be required. Interestingly, the Moxon beam shows gain over a dipole (=2dbi) and a small F/B even on these higher frequencies. In the SWR column, the values for 17-10M are assuming a 300 ladderline feed. Some minor adjustments in the feedline length might be required to get a match with your tuner on all bands and don't forget that current balun at the end of the feedline.

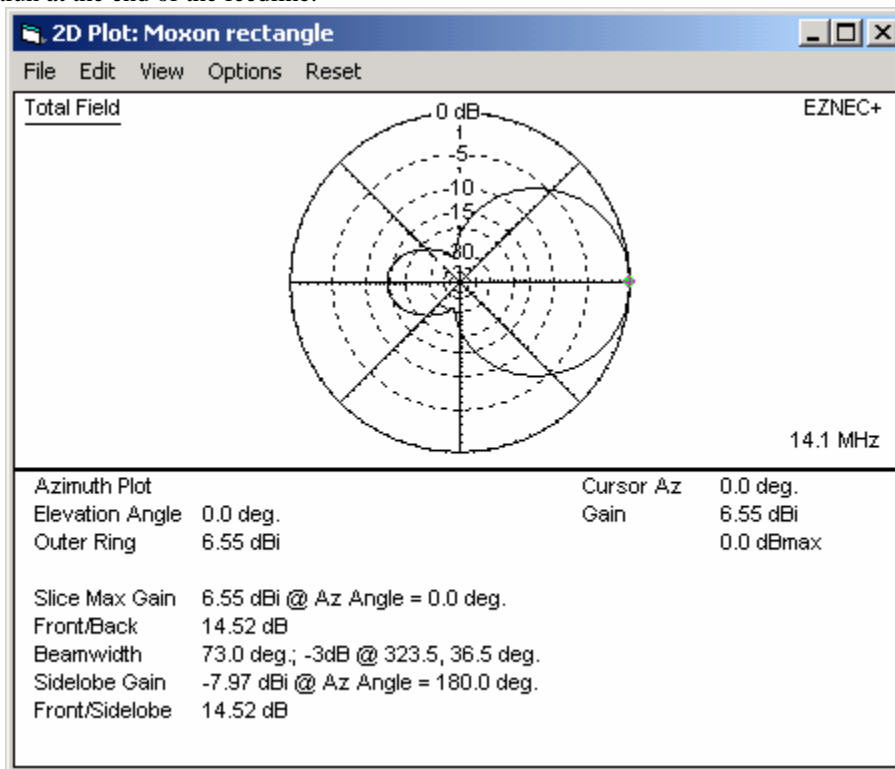


Figure 3. Radiation pattern from EZNEC+ for the Moxon rectangle of Figure 2 at 14.1MHz.

Table 1. Performance Characteristics of a 20M Moxon rectangle.

Freq. (MHz)	Gain (dbi)	F/B (db)	Source Imp. (r+jx)	SWR (50ohm)
14.0	6.7	11.5	22-12.1	2.4
14.1	6.5	14.5	27-1.8	1.8
14.2	6.3	16.3	32-7.4	1.6
14.3	6.1	16.0	37+15.8	1.6
18.1	4.0	4.0	149+288	4.1 (300)
21.1	4.0	3.5	315+558	5.1 (300)
24.9	4.2	3.2	984+925	6.3 (300)
28.5	4.5	2.9	2144-248	7.2 (300)

## The W8JK array

The W8JK array (designed by John Krause, sk) is also close spaced ( $<.1\lambda$ ) and the element span for a 20M version is also  $\sim 28'$  but it differs from the Moxon by driving both elements out-of-phase with a phasing line. It does not have the element tips folded back.

If the feedline is connected to the phasing line at the midpoint between the elements (centerline - CL in Figure3), the radiation pattern is bidirectional – a figure 8. Offsetting the attachment point of the feedline  $\sim 6''$  from CL causes the radiation pattern to become unidirectional similar to that for the Moxon. This appears to be a little known fact as I stumbled across it while modeling the antenna and subsequently only saw it mentioned in Les Moxon's book. Another important property of phased arrays is that they have low radiation resistance and significant reactance at their operating frequency. This property requires they be fed with ladderline. As a matter of fact, the beam shown in Figure 3 has a purely resistive radiation impedance only at  $\sim 25\text{MHz}$  and it is  $\sim 2500$  ohm!

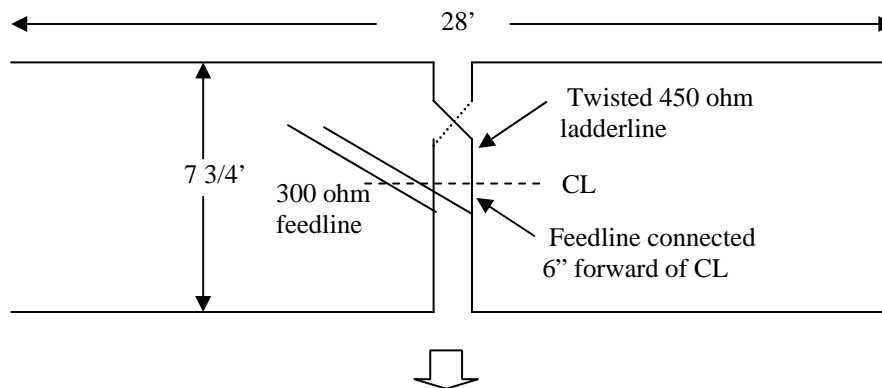


Figure 3. 20M W8JK array

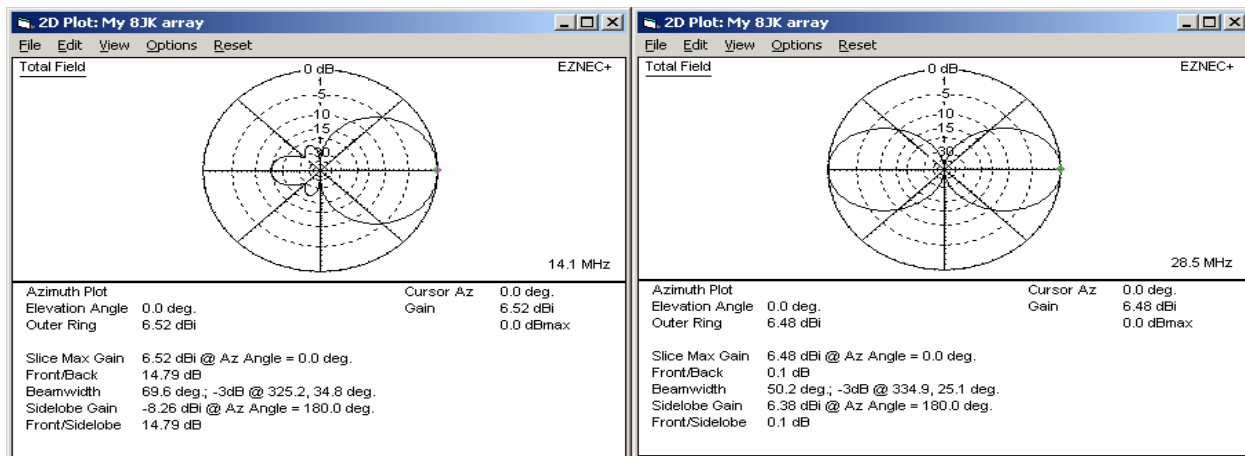


Figure 4. Free space radiation patterns for the W8JK array at 20M on left and at 10M on right.

Figure 4 shows the free space radiation pattern for 20M on the left and for 10M on the right. The unidirectional pattern at 20M is similar to that of the Moxon. At higher frequencies, the W8JK reverts to the classical figure 8 pattern typical of the phased array beams. Table 2 summarizes the performance factors for the W8JK array in a similar manner as was done for the Moxon. The gain on 20M is roughly constant across the band which is a bit different but the F/B decreases with increasing frequency. The gain and F/B are sensitive to the displacement of the feedline attachment point ( $6''$ ) from the midpoint between the elements. An important difference from the Moxon, is that the gain on the other bands is not substantially different from that for 20M, i.e., gain is roughly 6dbi on all bands. Actually it is slightly higher on 20M because of the directional properties of the beam and drops slightly at 18.1 as the F/B disappears but grows slowly thereafter as the beam becomes much longer than a simple half wave. By 10M it has gain similar to that on 20M. As can be seen in Table 2 this variability thru the bands is only  $\sim .5\text{db}$  – almost unnoticeable.

Table 2. Performance properties of the W8JK array.

Freq. (MHz)	Gain (dbi)	F/B (db)	Source Imp. (r+jx)	SWR (300ohm)
14.0	6.5	16.0	4.6+6.9	65
14.1	6.5	14.8	4.7+9.9	64
14.2	6.5	13.3	4.7+13.1	64
14.3	6.5	11.9	4.7+16.2	64
18.1	6.1	1.0	149+288	33
21.1	6.1	-	315+558	15
24.9	6.3	-	984+925	9.1
28.5	6.5	-	2144-248	8.9

Another important difference is the low radiation resistance on 20M (~4.6 ohms). This is scary! Care must be exercised in building the beam to minimize resistive losses. The high SWR at the feed point also requires high quality ladderline that possess minimal loss. Fortunately most ladderline meets this need. It is also fortunate that the SWR decreases substantially as the frequency increases. I use 300 ohm ladderline (available from 'The Wireman' and DX Engineering) since it can be spaced away from the tower with standard TV spacers available at Radio Shack. This keeps the feedline about 3-4" from the nearest metal which is 6-8 times the conductor separation in the ladderline. Of course, a tuner is always required when using ladderline and a good current balun between the line and the tuner is a must. The balun minimizes feedline radiation that could seriously effect the directive properties of the beam. And, as always, some experimentation with the feedline length may be required to get transformed impedances at the tuner that it can handle on all bands.

### Summary and other ruminations

I hope this discussion is useful for those considering building their own antenna. While I have not actually built a Moxon, I have studied it extensively and it has some attractive properties. It should be a bit easier to feed than the W8JK I've used my version of the W8JK for the last seven years, it has performed well and cost little. It shows relatively constant gain across all bands. Having achieve DXCC Honor Roll status since installing it is a testament to how well it works.

I have used a remotely controlled (not automatic) tuner for several years located about 10 feet up my tower to minimize the length of ladderline for my beam (my shack is ~150 feet from my tower, so something like this is required). This would be an ideal application for an auto tuner but I have never tried one so I can't comment on how well it might work.

With the increasingly availability of auto tuners, one can consider locating the tuner function very close to the antenna – even right at the feed point. Many of the problems that arise because of highly reactive feed point impedance could be eliminated in that manner. Beam design is always a struggle to optimize forward gain, F/B, and source impedance by manipulating the dimensions of the array. They are somewhat conflicting so eliminating the need to worry about one of them (source impedance) would simplify the design effort significantly.

What validates the dictum I asserted at the beginning is that these relatively simple, small, and inexpensive beam antennas have a forward gain of ~6dbi. A 3 element full sized yagi will get you 7+dbi, a 4 element yagi another 1 db. Have you priced these antennas lately? Have you examined their physical size? One S unit is 6db – even a 4 element yagi gets you only an additional small fraction of an S unit! These db's are very dear indeed!

Larry -- W5LJ

See the notice elsewhere in this newsletter about "The 5 'Tennas" Mini-Antenna Seminar being presented at the BVARC General meeting – April 10th

**EPO** THE ELECTRONIC SOURCE

**NEW & SURPLUS ELECTRONIC COMPONENTS**  
**ELECTRONIC PARTS OUTLET**

SURPLUS INVENTORIES  
 PURCHASED

3753 FONDREN ROAD  
 HOUSTON, TX. 77063

**713-784-0140**

713-784-9740

www.epohouston.com

Southwest Houston  
 between Richmond & Westpark



## **PUBLIC SERVICE EVENTS**

For any of these events, contact Mike Hardwick, 713-826-6917

### **Wild Wild West End Ride - 8 am February, 2008**

Bike ride in the Fulshear area starting at 8:00 am. Needing 15 operators to provide communications for break points, medical and SAG vehicles for event support. Operators will meet at Denny's on Hwy 6 between Hwy 90 and Hwy 59 at 5:00 am for maps, tee shirts and final event information. Talk-in and event will be on the 444.075 repeater (plus offset, 103.5 tone). If more information is needed please feel free to call me at 713-826-6917.

Thanks,

Mike Hardwick  
N5VCX

---

### **Magnolia Miles - 8 am March 8, 2008**

Bike ride in the Magnolia area starting at 8:00 am. Needing 15 operators to provide communications for break points, medical and SAG vehicles for event support. Talk-in and event will be on the 147.020 repeater (plus offset, no tone). If more information is needed please feel free to call me at 713-826-6917.

Thanks,

Mike Hardwick  
N5VCX

---

### **Bluebonnet Express - 8 am March 30, 2008**

Bike ride in the Prairie View A&M University/Hwy 290 area starting at 8:00 am. Needing 15 operators to provide communications for break points, medical and SAG vehicles for event support. Operators will meet at Denny's on FM1960 just north of Hwy 290 at 4:30 am for maps, tee shirts and final event information. Talk-in and event will be on the 444.075 repeater (plus offset, 103.5 tone). If more information is needed please feel free to call me at 713-826-6917.

Thanks,

Mike Hardwick  
N5VCX

---

### **BP MS150 - Houston to Austin Bike Tour Saturday and Sunday, April 12 and 13, 2008**

Needing 150 of the best amateur radio operators from Texas to provide communications for the premier fund raising event for the National Multiple Sclerosis Society.

Give me a call or sign up at [www.houstonhams.org](http://www.houstonhams.org) if you can work hard and provide the best communications for a great event.

Mike Hardwick  
BP MS150 Bike Tour  
Communications Coordinator  
713-826-6917

## BREAKFAST AT OTTO'S

The various BVARC "eating places" have been announced via various means for years. Such venues as the local repeaters, the nets, the newsletter and the membership meetings often have references to these. The group at Otto's on Saturday mornings has grown with at least 18 members and guests showing up on Feb. 25. If you haven't joined us yet, stop by one Saturday morning around 7:15. Otto's is in the Fountain's Shopping Center on the Hwy 59 South, on the southbound feeder road, just north of 90A. See the listings for the other eating places elsewhere in the newsletter.



Most of the gang on Jan. 26.



John Gilmore, AC5TL, who is in from Kazakhstan and Ralph Cheek, KL7AX, who is visiting from Alaska

---

## AMATEUR RADIO TECHNICIAN CLASS LICENSE CLASSES

Ross Lawler, W5HFF, and John Chauvin, K5IZO, will teach a technician class over 3 consecutive Saturdays, Feb. 9, 16 and 23. Thus the last class takes place 1 week before the testing session which will take place at the BVARC Greater Houston Hamfest on March 1. Each session will be about 2 hours in duration and begin at 10AM at an office complex near Westpark and Gessner. There are no fees for the class but you will need a copy of *The ARRL Ham Radio License Manual*. All you need to become an Amateur Radio Operator. 1<sup>st</sup> edition which costs about \$27. These can be purchased at both of our advertisers in this newsletter, Electronic Parts Outlet and Houston Amateur Radio Supply. If time allows, you can order them from ARRL or Amazon.com. Sometimes these are also available at Fry's and Brown Book Store. In order for the class to "make" we will need at least 5 confirmed attendees. Contact Ross or John at [w5hff@yahoo.com](mailto:w5hff@yahoo.com) or [k5izo@yahoo.com](mailto:k5izo@yahoo.com) respectively for details.

---

### Presentations Wanted -- for 2008 BVARC Meetings

We are always looking for interesting presentations of any "technical, educational or pleasurable" subject to be presented at the monthly BVARC meetings. If you have a topic on which you are an expert or have a keen interest in, please let me know. I can assist you in putting your presentation together. BVARC has access to computers, software, projectors and projection screens, so you don't have to worry about the logistical issues. The presentation will be promoted on the 2 Meter Public Service Net and the 80 Meter Rag Chew Net.

Let's make 2008 another banner year for presentations. Contact me if you have a presentation to give, an idea for a presentation or an opinion about the presentations. I am interested in all comments, complaints, fan mail, etc. Rick – W5RH Vice President Contact me at: [rhillier@sdicgm.com](mailto:rhillier@sdicgm.com)

## 2007 Club Officers:

### President:

Charles "Frosty" Frost, K5LBU  
[frosty1@pdq.net](mailto:frosty1@pdq.net)

### Vice President:

Rick Hiller  
[rhiller@sdicgm.com](mailto:rhiller@sdicgm.com)

### Corresponding Secretary/Treasurer:

Sid Sherwood, N5ZKD  
[n5zkd@ar1.net](mailto:n5zkd@ar1.net)

### Recording Secretary:

Pete Sauermilch  
[kd5qpx@ar1.net](mailto:kd5qpx@ar1.net)

### Two Year Board Member:

Arnold Knoche  
[jakadaok@aol.com](mailto:jakadaok@aol.com)

### Two Year Board Member:

Bill Stone, W5SH  
[dragntow@wt.net](mailto:dragntow@wt.net)

### At Large Board Member

(Past President):  
Mike Hardwick, N5VCX  
[n5vcx@worldnet.att.net](mailto:n5vcx@worldnet.att.net)

---

## Club Happenings:

---

### General Meeting

Second Thursday each month,  
Sugar Land Community Center,  
226 Matlage Way

### Board of Directors Meeting

First Thursday of each month,  
Sugar Land Community Center,  
See the website.

### Volunteer Examiner Program

BVARC administers Amateur License  
Exams on the 2nd Tuesday of each month  
at the HCC Scarcella Technology  
Campus, 10141 Cash Rd. in Stafford.  
Contact John Moore, KK5NU  
[jwm@hal-pc.org](mailto:jwm@hal-pc.org)

### Eating Schedule

Third Friday Dinner at 7:30 p.m.  
Location announced in text of this edition.

### Rag Chew Net

3910 KHz +/-3KHz Wednesdays  
at 7:00 p.m.

### Public Service Net

Monday night on 145.47 (PL 123.0) at  
8:00 PM

## BVARC EATING SCHEDULE

### SATURDAY MORNING BREAKFASTS:

Otto's Bar-B-Que, 7:30a.m., Fountains Shopping Center, SW Frwy.  
New York Coffee Shop, 7:30a.m., 9720 Hillcroft, in Houston.

### THIRD FRIDAY DINNER:

February 15, 2008, 7:30p.m.,  
Los Gallitos Mexican Cafe No. 2, 12030 Murphy Road, about a block S of  
SW Frwy.

---

## UPCOMING FEATURED PRESENTATIONS

February – CERT

March - Discovering Amateur Radio Night (& New Ham Night)

April - A selection of short technical discussions and functional  
applications on antennas

---

## Upcoming Hamfests

(within 200 miles of Houston)

Hamfest info for the next few months. More information at:

<http://www.ar1.org/hamfests.html#listing>

### Annual Swapfest

16 Feb 2008

Bastrop County Amateur Radio Club

Riverbend Park Pavillion

[Highway 71](#), Smithville, TX

**Talk-In:** 145.350 (PL 114.8) or 443.750 (PL 114.8)

### Orange ARC & Jefferson County ARC

23 Feb 2008

VFW Hall

[Highway 87 North](#), Orange, TX

**Talk-In:** 147.180 (no tone)

<http://www.qsl.net/w5nd>

### BVARC Greater Houston Hamfest

1 March 2008

Brazos Valley Amateur Radio Club

Ft. Bend County Fairgrounds, Hwy 36, Rosenberg, TX

**Talk-In:** 146.94, -600, (PL 167.9)

[www.houstonhamfest.org](http://www.houstonhamfest.org)

---

## EDITOR'S NOTE

Due to an inordinate amount of material submitted for this issue, many of the reference articles had to be set in small font. Other articles had to be delayed until a later issue. Your understanding is appreciated. Special apologies go to Pete Sauermilch, KD5QPX, BVARC Recording Secretary, who submitted the Director's minutes in a timely fashion. We will double up on those minutes next month.



Monthly Publication of the Brazos Valley Amateur Radio Club.  
Serving Amateur Radio for Southwest Houston and Fort Bend County  
Club Call sign – KK5W  
BVARC Website: <http://www.bvarc.org>  
Editor: John Chauvin, K5IZO, [k5izo@yahoo.com](mailto:k5izo@yahoo.com)  
Production Team: Cameron Mitchell, K5CAM, [k5cam@arrl.net](mailto:k5cam@arrl.net)  
Claude Sessions, K5HFY, [k5hfy@arrl.net](mailto:k5hfy@arrl.net)

**Brazos Valley Amateur Radio Club (BVARC)** was organized in 1978, primarily as an emergency communications group available to assist the communities of Missouri City and Stafford when required. Since that time, **BVARC** has grown and expanded its activities to become the most active amateur radio club in the Southwest Houston and Fort Bend County area. BVARC is a Non-Profit Corporation classified by IRS as 501-(c)-(3).

Today **BVARC** is truly a general interest amateur radio club with an impressive record of public service. The American Radio Relay League (ARRL) has recognized the club's commitment of service with the coveted status of Special Services Club. We are proud of our members who represent some of the finest in amateur radio. Membership is not limited to licensed operators, but is open to anyone with an interest in amateur radio. Club meetings are held on the 2nd Thursday of each month at 7:30 p.m. at the Sugar Land Community Center, 226 Matlege Way. General membership dues are \$20.00 per year, with student dues \$10.00 per year, additional family members \$2.00 per member per year and life membership \$160.00.

**BVARC** also administers amateur radio license exams on the 2nd Tuesday of each month at 6:00 p.m. at the Houston Community College's Scarcella campus in Stafford. A Public Service Net is held each Monday at 8 p.m. on the 145.47 (minus offset, PL 123 tone) repeater & a rag chew net is held each Wednesday at 7 p.m. on 3910 KHz +/- 3 KHz.

To obtain information about joining **BVARC** or its activities, contact the club's "Elmer," Ross Lawler, W5HFF at 281-342-3340 or [w5hff@yahoo.com](mailto:w5hff@yahoo.com) or see the BVARC website: [www.bvarc.org](http://www.bvarc.org)

---

**VOLUME 32, ISSUE 2**

**FEBRUARY 2008**

**BRAZOS VALLEY  
AMATEUR RADIO CLUB  
P.O. BOX 2997  
SUGAR LAND, TX 77487-2997  
ADDRESS SERVICE REQUESTED**

**FIRST CLASS POSTAGE**

**BVARC General Membership Meeting – Thursday, February 14, 2008.**

*If your mailing label is  
highlighted in color, it's time  
to renew your membership!*